

ocean master MAX single cantilever


premium parasols

The Ocean Master MAX Single Cantilever is simply art and engineering harmonizing in a symphony of shade. The polished and anodized marine-grade canopy structure cantilevers from a sturdy, oval-shaped mast inspired by sailing yachts. With the combined features of an ultra strong aluminum milled fulcrum and automatic telescoping mast, the shade canopy easily closes over tables and chairs.




finish options

standard



polished aluminum

powder coat



textured bright white



sea shell white



espresso



ash grey



hammered bronze



jet black

shapes & sizes



square

ft. / m.
*8.0' / 2.4
*/++10.0' / 3.0
+++12.0' / 3.7
+++13.0' / 4.0



octagon

ft. / m.
*9.0' / 2.8
*/++11.0' / 3.4
+++13.0' / 4.0



rectangle

ft. / m.
*8' x 12' / 2.4 x 3.7
+++10' x 14' / 3.0 x 4.3

options




high-wind stabilizers

**optional high-wind stabilizers
+++includes high-wind stabilizers



MAX acorn

final options



features:


- a. Patented Independent Bracket Hub System
- b. Telescoping Mast with "Easy Drive" Crank Lift System
- c. Marine Grade Aluminum Components
- d. Cantilever Stem Cover Plate
- e. V-MAX Reinforced Strut Design
- f. Ballistic Reinforced/Screw Pocket Construction
- g. Reinforced Strut Joints Connector
- h. Cam Lock Lever – Allows 360° Rotation
- i. Easily Replaceable Parts



GLOBAL PARASOLS
Abbeylands, Wineham, Henfield West Sussex, BN5 9AQ
www.globalparasols.com

*Standard with auto-lift assist piston system
High wind stabilizers not available with auto lift

ocean master MAX / single cantilever



cantilever	sizes [ft/m]	mast height (open, including finial)	canopy height	flat to flat (diameter)	point to point (diameter)	table clearance	mast diameter	total height (closed)	folded canopy (diameter)	diameter (including mast)
		a (in/cm)	b (in/cm)	c (in/cm)	d (in/cm)	e (in/cm)	f (in/cm)	g (in/cm)	h (in/cm)	i (in / cm)
square	8.0' / 2.45m	102 / 259	87 / 221	96 / 244	96 / 244	33 / 84	4.2 / 10.7	102 / 259	20 / 51	104 / 264
	10.0' / 3.0m	102 / 259	85 / 216	120 / 305	120 / 305	31 / 79	4.2 / 10.7	129 / 328	20 / 51	127 / 323
	12.0' / 3.65m	108 / 274	86 / 218	144 / 366	144 / 366	31 / 79	4.2 / 10.7	140 / 356	20 / 51	151 / 384
	13.0' / 4m	112 / 284	89 / 226	154 / 391	154 / 391	32 / 81	4.2 / 10.7	145 / 368	20 / 51	160 / 406
octagon	9.0' / 2.75m	102 / 259	83 / 211	101 / 257	109 / 277	60 / 152	4.2 / 10.7	102 / 259	22 / 56	117 / 297
	11.0' / 3.4m	102 / 259	79 / 201	124 / 315	134 / 340	54 / 137	4.2 / 10.7	132 / 335	22 / 56	141 / 358
	13.0' / 4.0m	106 / 269	83 / 211	142 / 361	154 / 391	53 / 135	4.2 / 10.7	139 / 353	22 / 56	161 / 409
rectangle	8.0' x 12.0' 2.45m x 3.65m	99 / 252	84 / 213	96 / 244	145 / 368	33 / 84	4.2 / 10.7	123 / 312	20 / 51	104 / 264
	10.0' x 14.0' 3.0m x 4.25m	106 / 269	90 / 229	121 / 307	172 / 437	30 / 76	4.2 / 10.7	137 / 348	20 / 51	127 / 323

finish options

standard

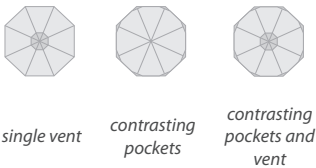


powder coat



Dimension Tolerances $\pm 2"$
Dimensions shown correspond to indicated lift system
Options are subject to change without notice
Some options are only available in certain sizes and shapes

vent and pocket options

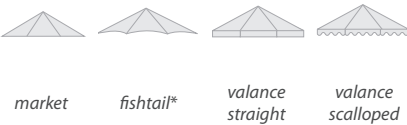


finial option

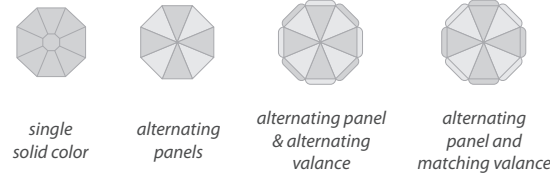


MAX acorn
aluminum

profile options



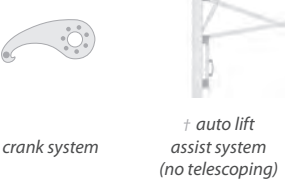
panel options



canopy options



lifting system options



* Double wind vent & fishtail profile only available on octagon shapes
† Auto-lift piston system only available on single canopy selected sizes

plantation MAX single cantilever

premium parasols

The Plantation MAX Cantilever is an oversized parasol that creates a cool retreat with a warm ambiance. With up to 144 square feet of uninterrupted shade, the Plantation MAX Cantilever is graceful and generously proportioned for any sun drenched environment. The Plantation MAX Cantilever features TUUCI's Aluma-TEAK finish. This natural feel of a hardwood finish combined with the durability of our Armor-Wall Aluminum construction leads to a structure resistant to seaside corrosion. The style is ideal for both contemporary and traditional spaces.



TUUCI



features:

- a. Patented Independent Bracket Hub System
- b. Telescoping Mast With "Easy Drive" Crank Lift System
- c. Armor-Wall Aluminum With Aluma-TEAK Finish
- d. Cantilever Stem Cover Plate
- e. V-MAX Reinforced Strut Design
- f. Ballistic Reinforced/Screw Pocket Construction
- g. Reinforced Strut Joints Connector
- h. Cam Lock Lever – Allows 360° Rotation
- i. Easily Replaceable Parts

shapes & sizes



square

ft.	/	m.
*8.0'	/	2.4
*/**10.0'	/	3.0
***12.0'	/	3.7
***13.0'	/	4.0



octagon

ft.	/	m.
*9.0'	/	2.8
*/**11.0'	/	3.4
***13.0'	/	4.0



rectangle


ft.	/	m.
*8' x 12'	/	2.4 x 3.7
*/**10' x 14'	/	3.0 x 4.3

finish options

aluma-teak finishes



natural



java



weathered

options



high-wind stabilizers

**optional high-wind stabilizers
***includes high-wind stabilizers

finial options



MAX acorn






*Available with auto-lift assist piston system
High wind stabilizers not available with auto lift



GLOBAL
PARASOLS

GLOBAL PARAOLS
Abbeylands, Wineham, Henfield West Sussex, BN5 9AQ
www.globalparasols.com

plantation MAX / single cantilever

											
cantilever		mast height (open, including finial)	canopy height	flat to flat (diameter)	point to point (diameter)	table clearance	mast diameter	total height (closed)	folded canopy (diameter)	diameter (including mast)	
	square	sizes [ft/m]	a (in/cm)	b (in/cm)	c (in/cm)	d (in/cm)	e (in/cm)	f (in/cm)	g (in/cm)	h (in/cm)	i (in / cm)
		8.0' / 2.45m	102 / 259	87 / 221	96 / 244	96 / 244	33 / 84	4.2 / 10.7	102 / 259	20 / 51	104 / 264
		10.0' / 3.0m	102 / 259	85 / 216	120 / 305	120 / 305	31 / 79	4.2 / 10.7	129 / 328	20 / 51	127 / 323
		12.0' / 3.65m	108 / 274	86 / 218	144 / 366	144 / 366	31 / 79	4.2 / 10.7	140 / 356	20 / 51	151 / 384
		13.0' / 4m	112 / 284	89 / 226	153 / 290	196 / 500	32 / 81	4.2 / 10.7	145 / 368	20 / 51	160 / 406
	octagon	9.0' / 2.75m	102 / 259	83 / 211	101 / 257	109 / 277	60 / 152	4.2 / 10.7	102 / 259	22 / 56	117 / 297
		11.0' / 3.4m	102 / 259	79 / 201	124 / 315	134 / 340	54 / 137	4.2 / 10.7	132 / 335	22 / 56	141 / 358
		13.0' / 4.0m	106 / 269	83 / 211	142 / 361	154 / 391	53 / 135	4.2 / 10.7	139 / 353	22 / 56	161 / 409
	rectangle	8.0' x 12.0' 2.45m x 3.65m	99 / 252	84 / 213	96 / 244	145 / 368	33 / 84	4.2 / 10.7	123 / 312	20 / 51	104 / 264
		10.0' x 14.0' 3.0m x 4.25m	106 / 269	90 / 229	121 / 307	172 / 437	30 / 76	4.2 / 10.7	137 / 348	20 / 51	127 / 323

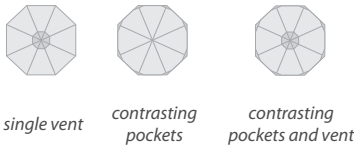
finish options

aluma-TEAK

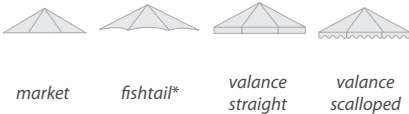


Dimension Tolerances +2"
Dimensions shown correspond to indicated lift system
Options are subject to change without notice
Some options are only available in certain sizes and shapes

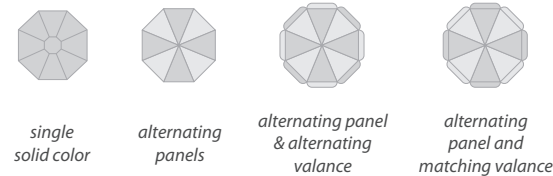
vent and pocket options



profile options



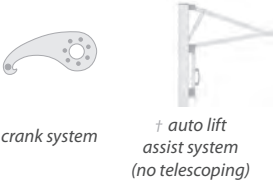
panel options



canopy options



lifting system options



finial option



acorn
aluminum

† Auto-lift piston system only available on single canopy selected sizes
* Only available on octagon shapes

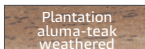
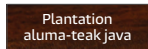
TUUCI New Shade Offerings **cantilever TILT**



Beautify your outdoor space and maximize your footprint with the new tilt cantilever option. After much demand, TUUCI designed the cantilever with a tilt option, to block sun or add privacy at any angle, all with the convenience of an out-of-the-way cantilever design. Whether you have challenging spaces, or just want shade at every position of the sun's arc, the cantilever with tilt option is a breathtakingly beautiful solution.



Finish Options:



Features:

Multiple Location Locking System

Easy two-step operation

Option on all Cantilevers with an Auto-lift Assist Piston



square

ft.	/	m.
8.0'	/	2.4
10.0'	/	3.0



octagon

ft.	/	m.
9.0'	/	2.8
11.0'	/	3.4



rectangle

ft.	/	m.
8' x 12'	/	2.4 x 3.7